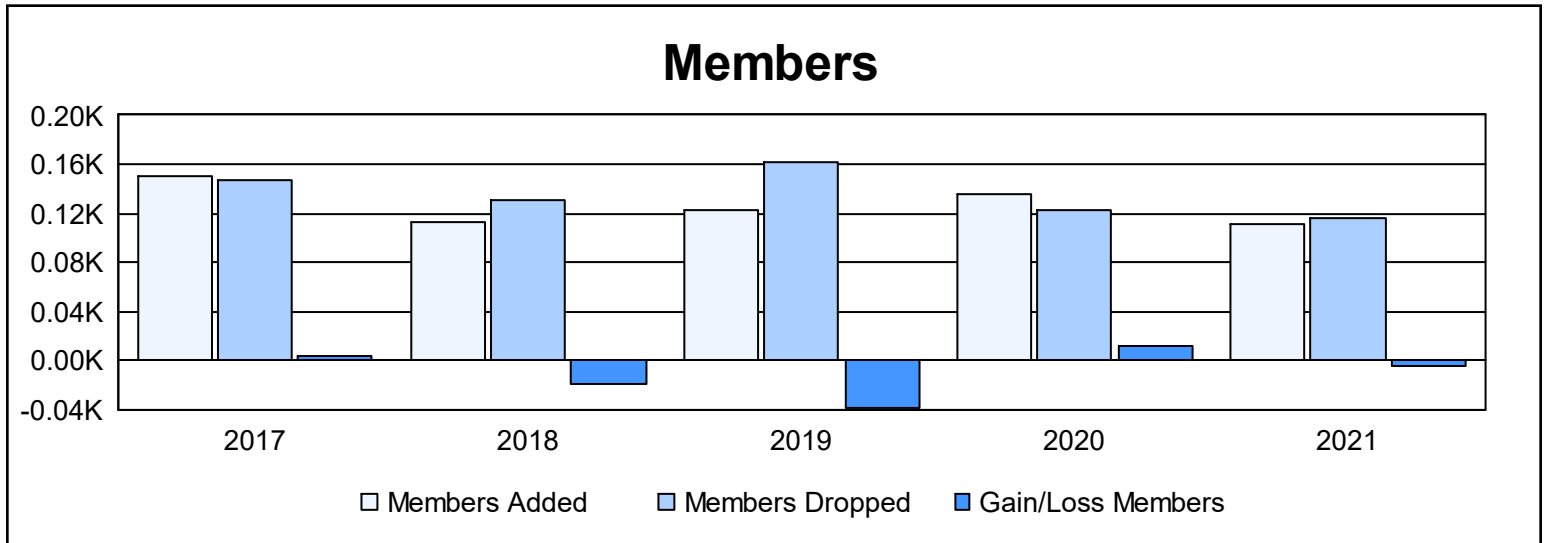

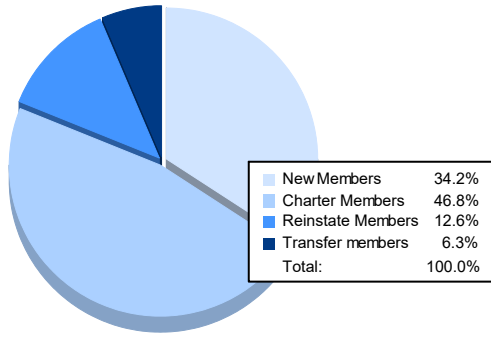


Year	New Clubs	Dropped Clubs	Gain/ Loss Clubs	New Members	Charter Members	Reinstate Members	Transfer Members	Total Member Added	Total Members Dropped	Gain/ Loss Members
2016-2017	0	0	0	133	0	12	6	151	147	4
2017-2018	0	0	0	99	0	9	4	112	131	-19
2018-2019	0	0	0	109	0	6	8	123	161	-38
2019-2020	0	0	0	131	0	1	3	135	123	12
2020-2021	2	0	2	38	52	14	7	111	116	-5
Average	0	0	0	102	10	8	6	126	136	-9



Membership Composition June 2021 Cumulative



Gender Composition June 2021 Cumulative

